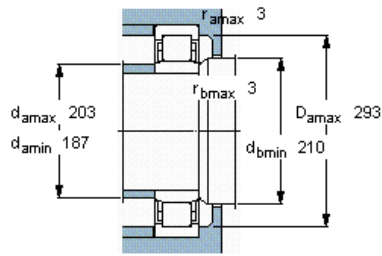
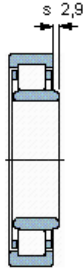
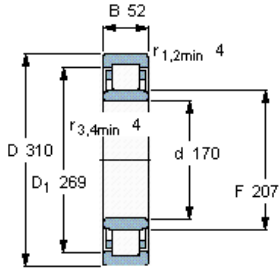
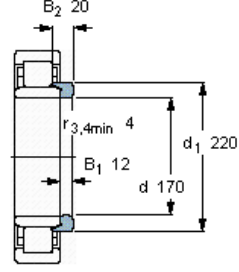


Cylindrical roller bearings, single row

Principal dimensions			Basic load ratings		Designation	Angle ring
d	D	B	dynamic C	static C0	<b>* SKF Explorer bearing</b>	Designation
mm			kN		-	-
<b>170</b>	310	52	695	815	NU 234 ECMA *	HJ 234 EC



**Calculation factors**  
 $k_r$  0,15  
 $e$  0,2  $\gamma$  0,6



HJ 234 EC  
 Mass kg 1,65